

# Datasheet

# T8 LED TUBE

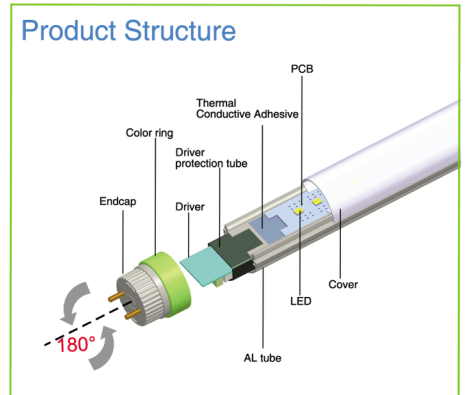
## T801K/T802K(120cm) Kernel Version Led tube

### Product Master:

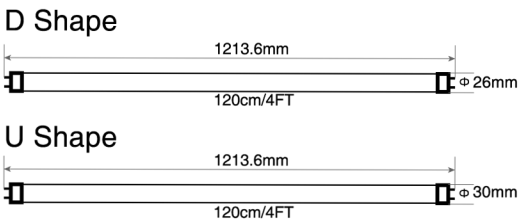
**T801K:** U shape + SMD2835/AC90-277V/140°  
**T802K:** D shape + SMD2835/AC90-277V/120°

### Product Features:

- ☆ Universal input voltage :AC90-277V
- ☆ European Erp and USA DLC approved
- ☆ Patent designed Rotatable end cap
- ☆ Patent designed PCB with holes for heatig sink
- ☆ 5 years warranty



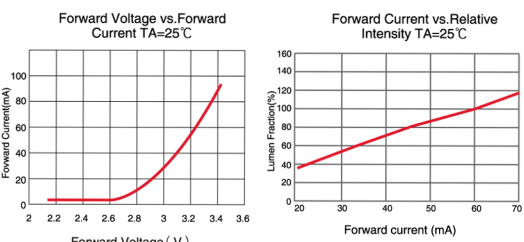
### Product explosion/dimension drawing



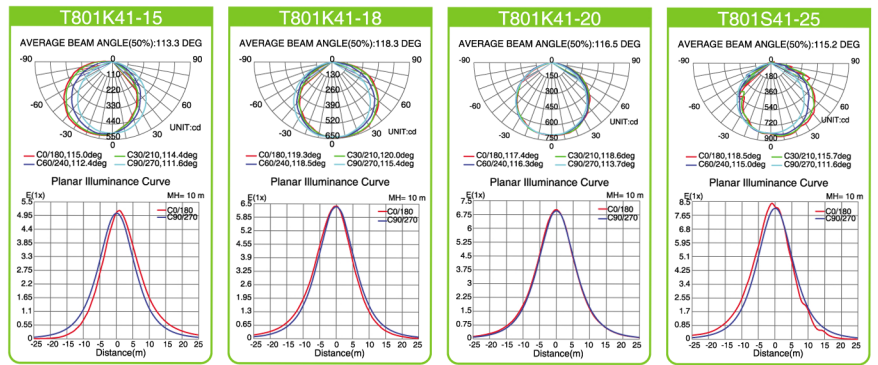
### Technical / Electrical Characters (at TA=25°C)

Item	Symbol	L=1200 / 4ft			
Rated Power	W	15W	18W	20W	25W
Product Code	U Shape	T801K41-15	T801K41-18	T801K41-20	T801K41-25
	D Shape	T802K41-15	T802K41-18	T802K41-20	T802K41-25
LED type/Qty	SMD2835	120pcs	144pcs	168pcs	192pcs
Luminous Flux	Clear	typ.1550Lm	typ.1850Lm	typ.2050Lm	typ.2500Lm
	Milky	typ.1400Lm	typ.1700Lm	typ.1900Lm	typ.2350Lm
Luminous Efficacy	Lm/W	Typ.95			
Lux Data	2M	125-130Lux	160-165Lux	175-180Lux	210-215Lux
	3M	55.5-57.7Lux	71-73.2Lux	77.7-79.9Lux	93.2-95.4Lux
Color Index	Ra	Typ.Ra>80			
Beam Angle	Degree	U Shape:140 Degree		D Shape120 Degree	
Power Factor	PF	PF>0.95			
Input Voltage	V	AC90-277V 50/60Hz			
Working Voltage	V	Constant DC36-42V			
Color Temperature	TC(K)	WW:2500-4000K, NW:4000-5000K, PW:5000-6000K, CW:6000K			
LED Forwarder Current	mA	Constant 40mA			
Life Span	Hours	30,000-50,000 hours			
Quality Warranty	Year	5 years			

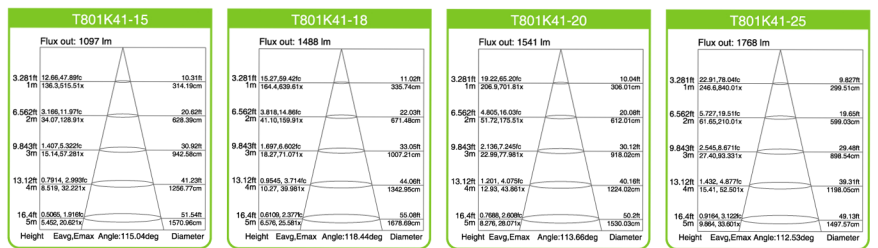
### LED voltage and current diagram



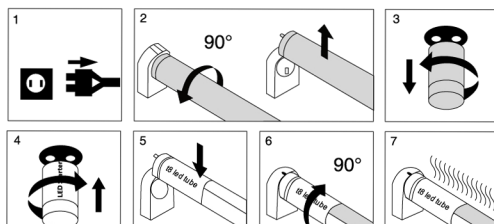
### Luminous Intensity Distribution/Curve



### Lighting Output Lux Testing/5000K

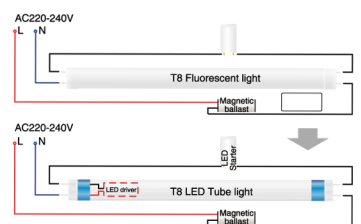


### Installation instructions



1. Switch off electricity.
2. Remove the conventional lamp
3. Remove the starter.
4. Click the replacement starter into the starter holder
5. Insert the LED lamp into the lampholder.
6. Secure the position by turning the lamp by 90°
7. Switch on electricity

### Wiring diagram



1. Switch off electricity
2. Remove the conventional lamp
3. Remove the starter
4. Install the retrofit version starter into the starter holder
5. Install the retrofit version LED lamp into the lamp holder
6. Secure the position by turning the lamp by 90°

### Package

Specifications	Product Code			
	U Shape		D Shape	
Product Code	15W 20W	18W 25W	15W 20W	18W 25W
Inner Box	1260 x 35 x 31mm		1260 x 35 x 31mm	
Outer Carton	1275 x 195 x 175mm		1275 x 195 x 175mm	
Qty/Carton	25 Pcs		25 Pcs	
Unit N.W	370 g		350 g	
G.W/Carton	12.5 Kg		11.9 Kg	

### CAUTION

- ※ Make sure that the power is off when installation is made.
  - ※ The lamp should be installed and operated by a qualified electrician or technician in accordance with relevant local codes.
  - ※ The Lamp is not dimmable.
  - ※ Unpack and carefully examine the product.
- Report any damage and save all packing materials if any portion of the product was damaged during transportation.